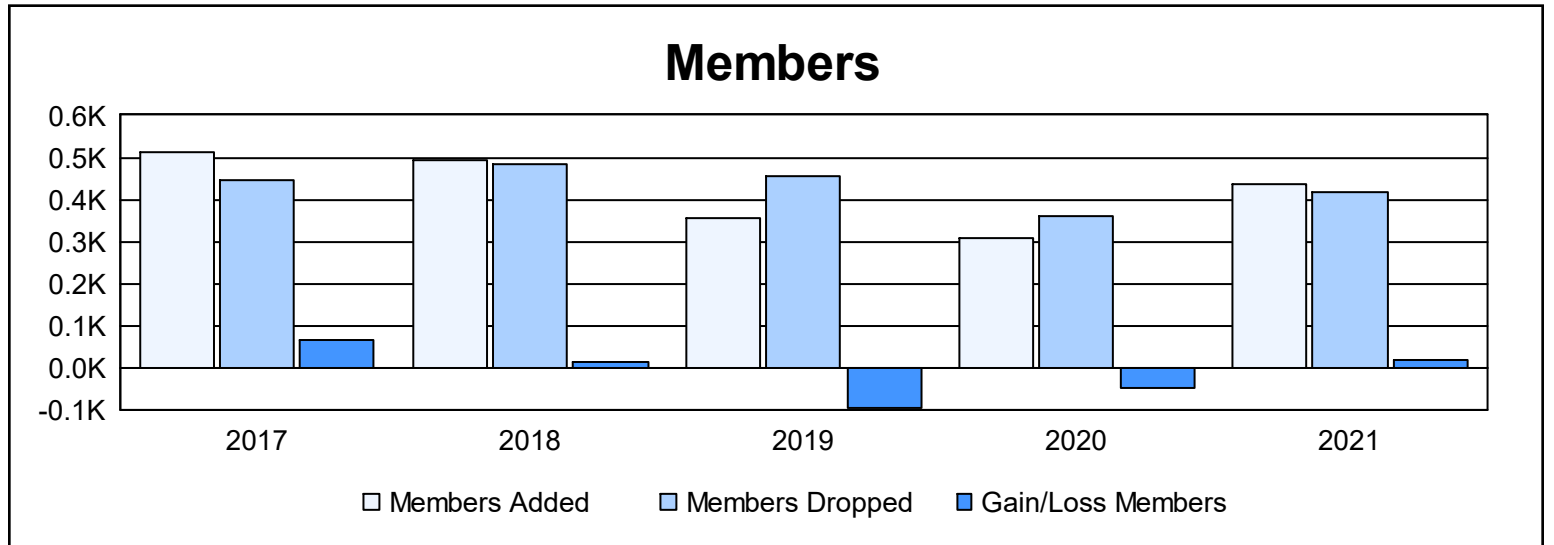
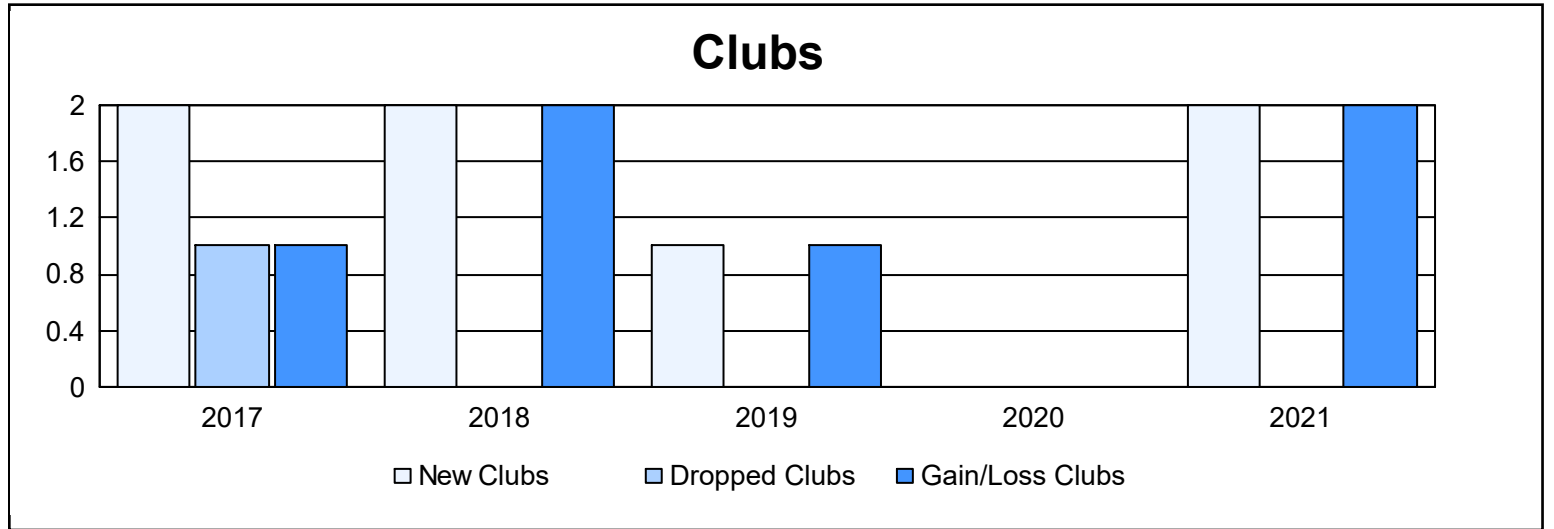
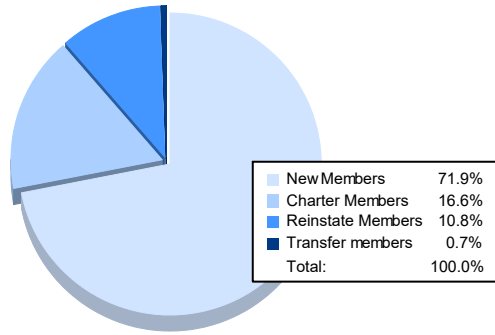


Year	New Clubs	Dropped Clubs	Gain/ Loss Clubs	New Members	Charter Members	Reinstate Members	Transfer Members	Total Member Added	Total Members Dropped	Gain/ Loss Members
2016-2017	2	1	1	419	70	15	7	511	447	64
2017-2018	2	0	2	394	65	32	4	495	483	12
2018-2019	1	0	1	285	41	24	7	357	454	-97
2019-2020	0	0	0	281	1	24	2	308	358	-50
2020-2021	2	0	2	312	72	47	3	434	415	19
<b>Average</b>	<b>1</b>	<b>0</b>	<b>1</b>	<b>338</b>	<b>50</b>	<b>28</b>	<b>5</b>	<b>421</b>	<b>431</b>	<b>-10</b>



### Membership Composition June 2021 Cumulative



### Gender Composition June 2021 Cumulative

